STONE AMBIENT LAMP SET

Rechargeable Table Lamp



USER MANUAL

Read carefully before use and keep for future reference.

ALOADÉCOR
THE ART OF LIGHTING

01 PRODUCT OVERVIEW

This rechargeable stone lamp set is designed for warm ambient lighting in homes, restaurants, hotels, bars, and other indoor spaces.

02 PACKAGE INCLUDES

Item	Quantity
Stone Lamps (A,B and C)	1 pc each/ 3 pcs total
3-Lamp Charging Base (D)	1 pc
Type-C Charging Cable (E)	1 pc
Remote Control (F)	1 pc

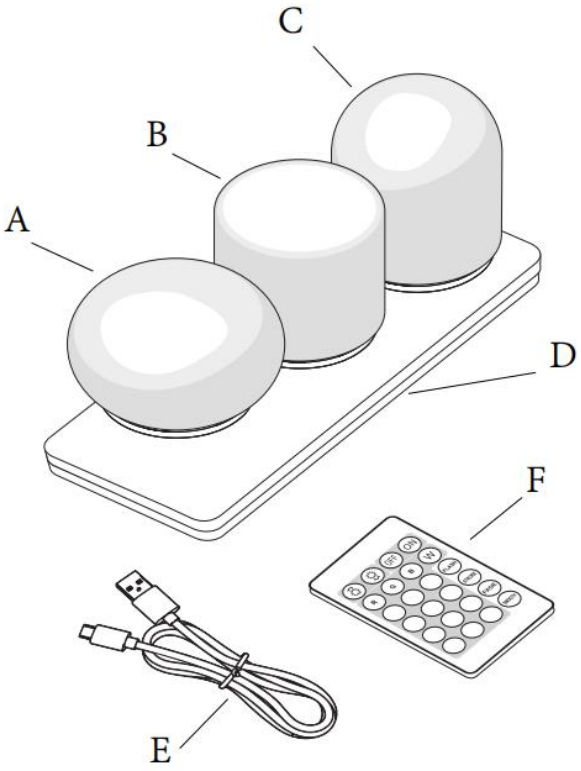

03 PRODUCT FEATURES

- Rechargeable cordless design
- Warm ambient lighting
- Remote control operation
- USB Type-C charging
- Suitable for home decoration and commercial display

04 CHARGING INSTRUCTIONS

1. Connect the Type-C cable to the charging base.
2. Use a compatible DC 5V power adapter.
3. Place the lamps correctly on the charging base.
4. Check the indicator light to confirm charging status.
5. A full charge takes approximately 8-9 hours.

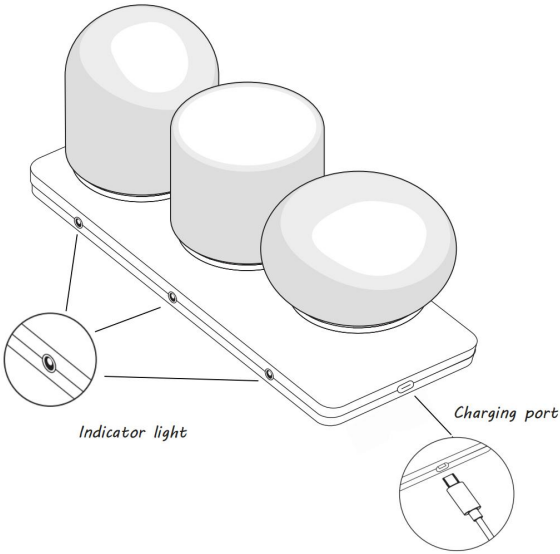

05 INDICATOR LIGHTS

Position	Indicator	Meaning
Lamp	Red light	Charging
Lamp	Green light	Fully charged
Charging base	Red light	Normal charging
Charging base	Green light	Protection mode or unstable connection

If the charging base indicator shows green unexpectedly, reposition the lamp and check that the charging contacts are clean and dry.

06 REMOTE CONTROL GUIDE



Button	Function
ON / OFF	Turn the lamps on or off
Brightness + / -	Increase or decrease brightness
Color buttons	Select one of 16 colors
FLASH	Quick color changing effect
STROBE	Flashing light effect
FADE	Smooth fading color transition
SMOOTH	Gradual soft color changing effect

07 OPERATION

- Point the remote control toward the lamps during operation.
- Use the ON/OFF button to turn the lamps on or off.
- Choose a color or lighting mode according to your preferred atmosphere.
- For best performance, fully charge all three lamps before first use.
- Before using the remote control, press the ON/OFF switch on the bottom of each lamp to turn on the main power.
- The lamps can operate for up to 18 hours on a full charge, depending on the brightness level, selected color, and lighting mode.

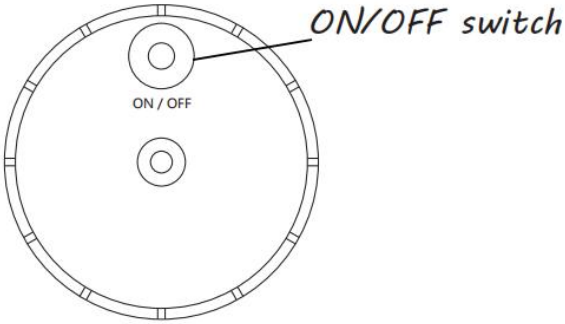

08 BATTERY INFORMATION

- Each lamp has a built-in 3.7V 1500mAh rechargeable lithium-polymer battery.
- Do not disassemble, modify, puncture, or replace the battery by yourself.
- Do not expose the product to fire, high temperatures, or direct sunlight for long periods.
-Stop using the product if the battery becomes swollen, damaged, overheated, or emits an unusual odor.
- Battery performance may vary depending on brightness level, lighting mode, and ambient temperature.

09 SAFETY INSTRUCTIONS

- Indoor use only.
- Do not immerse in water.
- Keep the charging contacts clean and dry.
- Use only the supplied charging accessories.
- Keep away from children unless supervised by an adult.
- Stop using the product immediately if it is damaged, becomes unusually hot, emits an unusual odor, or operates abnormally while charging.

10 CLEANING & MAINTENANCE

- Clean with a soft dry cloth.
- Do not use chemical cleaners, solvents, or abrasive materials.
- Store in a cool, dry place when not in use.

11 TROUBLESHOOTING

Problem	Possible Cause	Solution
Lamp does not turn on	Low battery	Charge fully before use
Lamp does not charge	Poor contact with base	Reposition the lamp
Remote does not work	Wrong direction or low battery	Point at lamp or replace remote battery
Light is dim	Low battery	Recharge the lamp
Base indicator turns green	Unstable connection or protection mode	Check the contact and adapter

KEEP THIS MANUAL

For future reference

Before contacting customer service, please check that the product is fully charged and correctly placed on the charging base.

Customer Service / Warranty

Need to contact us?
Please send an email at:
service@aloadecor.com

Need more information?
Please visit our website:
www.aloadecor.com