



# Highline®

Two-piece round-front toilet, 1.28 gpf  
K-5481

## Features

- Two-piece design
- Round-front bowl offers an ideal solution for smaller bathrooms and powder rooms
- Comfort Height® feature offers chair-height seating that makes sitting down and standing up easier for most adults
- Left-hand Polished Chrome trip lever
- Combination consists of the K-4467 tank and the K-5393 bowl
- Eligible for consumer rebates in some municipalities
- 1.28 gpf (4.8 lpf)
- 2-1/8" (54 mm) fully glazed trapway
- Class Five® canister optimizes the flow out of the tank, harnessing gravity and the natural powerful reducing cascade of water to increase the power and effectiveness of the flush

## Installation

- Standard 12" (305 mm) rough-in
- Three-bolt quick-connect installation
- Seat and supply line sold separately

## Recommended Products/Accessories

K-5589 Purefresh® Deodorizing round-front toilet seat  
K-76923 PureWash® M250 Quiet-Close™ round-front toilet seat with antimicrobial agent  
K-5420 Low-Profile Bolt Caps  
K-9379 Trip Lever  
1023457 Wax Ring/Hardware Kit  
1265114 Connector Hose  
K-23726 Drain treatment  
K-4639-RL Cachet® ReadyLatch® Quiet-Close™ round-front toilet seat

## Included Components

K-5393 Round-front toilet bowl  
K-4467 Toilet tank, 1.28 gpf



ADA

CSA B651

OBC

## Codes/Standards




ASME A112.19.2/CSA B45.1  
DOE - Energy Policy Act 1992  
EPA WaterSense®  
California Energy Commission (CEC)  
ADA  
ICC/ANSI A117.1  
CSA B651  
OBC  
IAPMO Certification

## KOHLER® Toilets and Seats Limited Warranty

See website for detailed warranty information.

## Available Colors/Finishes

*Color tiles intended for reference only.*

Color	Code	Description
	0	White
	96	Biscuit
	7	Black Black™

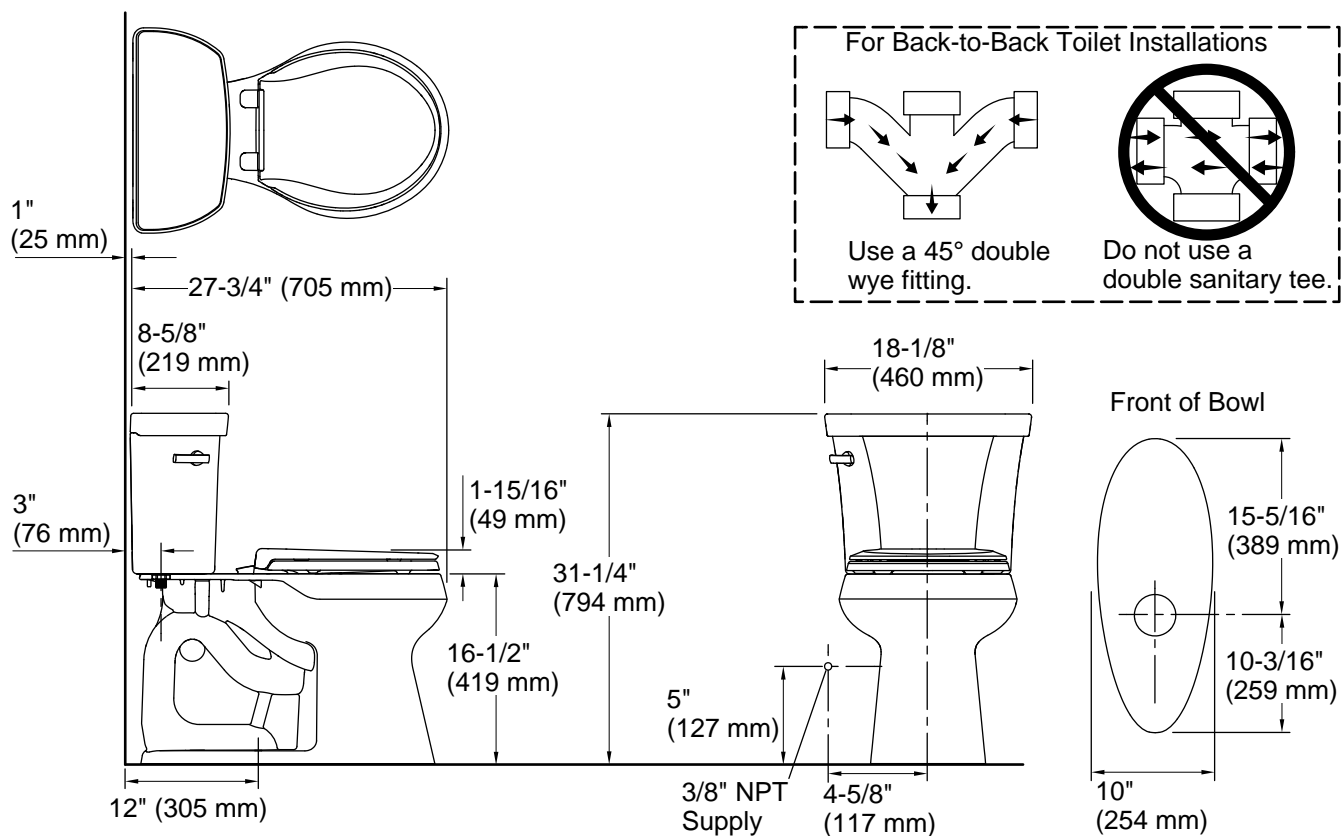
1-800-4KOHLER (1-800-456-4537)

Kohler Co. reserves the right to make revisions without notice to product specifications.

For the most current Specification Sheet, go to [www.kohler.com](http://www.kohler.com) USA or [www.kohler.ca](http://www.kohler.ca) Canada

12-10-2024 21:06 - US/CA

THE BOLD LOOK  
OF **KOHLER®**



## Technical Information

All product dimensions are nominal.

Toilet type:	Floor-mount
Waste Outlet:	Floor
Bowl shape:	Round-front
Flush type:	Class Five
Trap passageway:	2-1/8" (54 mm)
Water surface size:	10-1/2" x 8-1/4" (267 mm x 210 mm)
Rim to water surface:	5-3/8" (137 mm)
Rough-in:	12" (305 mm)
Seat-mounting holes:	5-1/2" (140 mm)

## Notes

Install this product according to the installation instructions.

For back-to-back toilet installations: Use only a 45° double wye fitting.

ADA, OBC, CSA B651 compliant when installed to the specific requirements of these regulations.

Plumbing codes may require elongated toilets and elongated, open-front seats in public bathrooms.

Accessibility standards may require controls to be located on the open side of the toilet.