















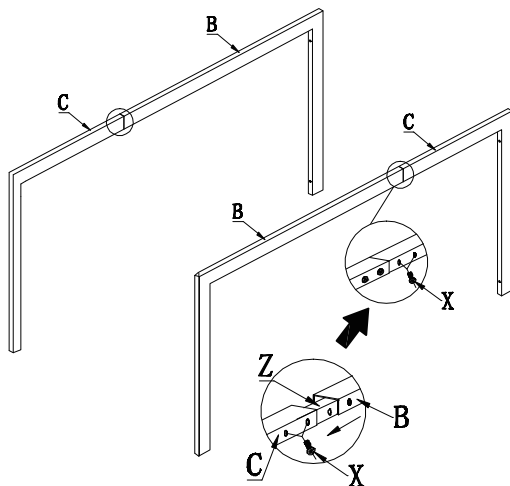


# OUTDOOR PATIO ALUMINUM POLYWOOD SLAT TABLE

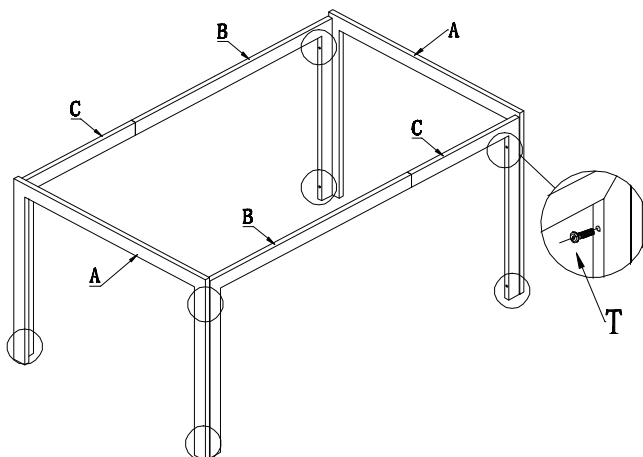
## ASSEMBLY INSTRUCTION

	A		
Leg	2pcs		
	B		
Leg	2pcs		
	C		
Leg	2pcs		
	D		
Top	1pc		
	E		
Top	2pc		
			
M6*50	M6*45	M6*45	
8 pcs	8 pcs	3 pcs	
			
M6*32	M6*12		
6 pcs	8 pcs	8 pcs	2pcs
			
			

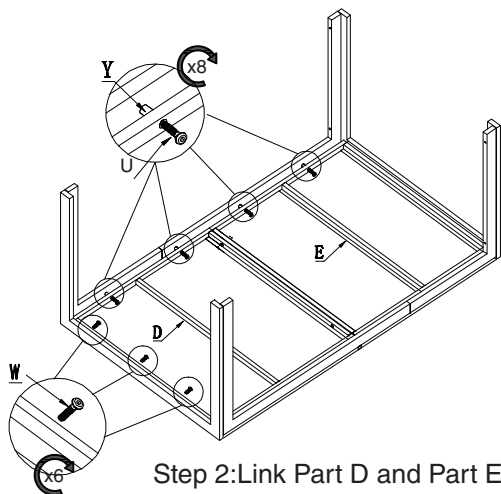
1. Connect the Part A with Part B using connector Part Z and Bolt X as shown in diagram.



2. Attach Part A to Part C and Part 11 as shown in diagram.

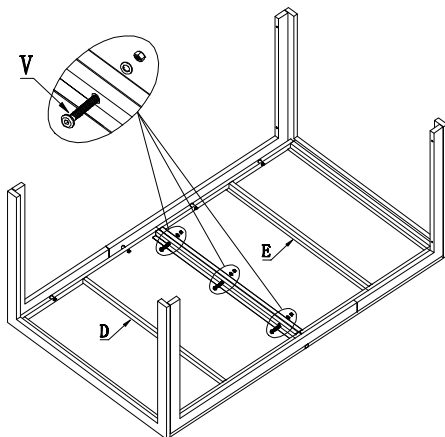


3. Step1:Link Part D&Part E to PartC&B using bolt U.

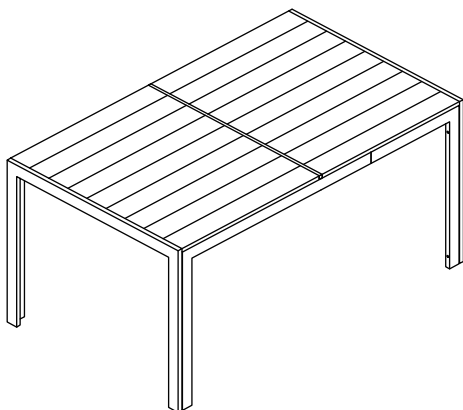


Step 2:Link Part D and Part E to Part A using bolt W.

4. Fix Part D and Part E using Bolt V as shown in diagram



5. Eventually,check all bolts are fixed tightly before using.



**SUPPORT:**

Toll free: 1-866-355-0018

[www.kozyard.com](http://www.kozyard.com)

email: [support@kozyard.com](mailto:support@kozyard.com)

**SOCIAL MEDIA:**

Follow us on Instagram

[www.instagram.com/kozyard](https://www.instagram.com/kozyard)

Upload a picture of your Kozyard product in your home, with the hashtag #kozyard to share your friends