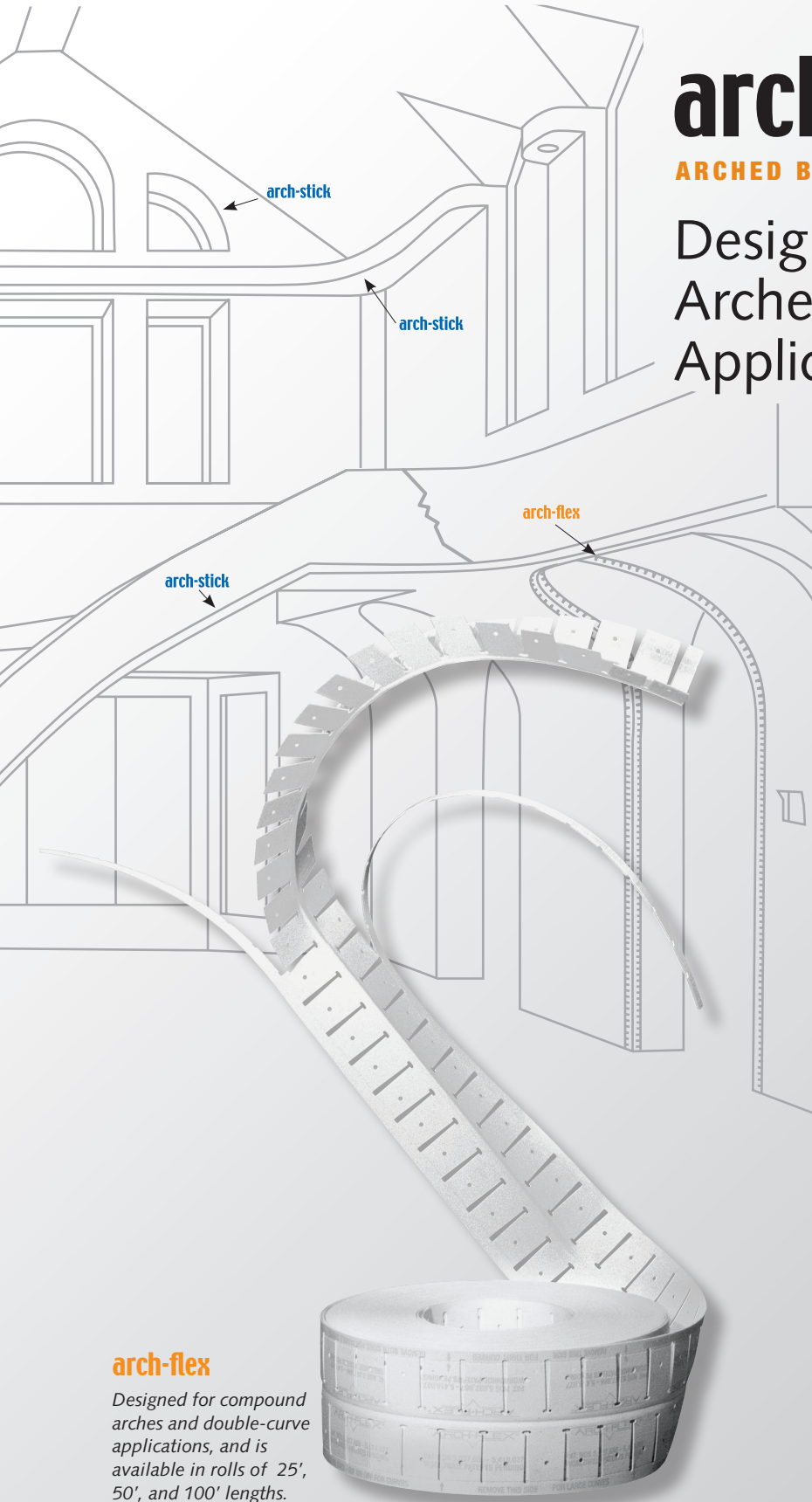


arch-flex

ARCHED BEAD ON A ROLL

Designed for Compound Arches and Double Curve Applications



arch-flex

Designed for compound arches and double-curve applications, and is available in rolls of 25', 50', and 100' lengths.

arch-stick

Designed for 90° arches, features a tempered steel backbone that eliminates flat spots and kinks, and is available in 8' and 10' lengths.

APPLICATIONS

- Arched windows and doors.
- Tight radius curves.
- Inside 90° curves and all radius curves.
- Free-form, custom drywall applications where a seamless installation is required.
- Taping around circular air ducts.
- Curved wall, ceilings, soffits, staircases, barrel vaults, and groin cathedral ceilings.

PRODUCT DESCRIPTION

- Produces smooth, professional-looking curves. Patented tear strips allow for easy straight-to-curve transitions.
- Resists dents, paint chipping, shrinkage, and common cracking problems.
- Rustproof.
- Cuts easily with knife or scissors.
- Installs using standard compounds. No special tools or fasteners needed. No nail pops.
- Second coat of compound can be applied immediately – very light skim-coat to finish.



PROFESSIONAL GRADE

arch-flex

ADVANTAGES OVER COMPETITORS

STRAIT-FLEX ARCH-FLEX

COMPETITOR ARCH PRODUCT

Designed for all radius curves including barrel vaults and groin ceilings

Can only do 90° curves

Long roll is perfect for long continuous curves

Limited to stick length, must be spliced

Patented tear strips eliminate transportation damage to tabs

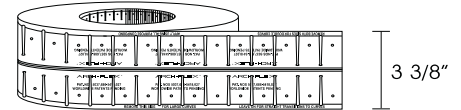
Tabs can be damaged during transport

Double-sided tabs allow for product to curve on both sides

Only has tabs on one side of product

Superior bonding

Adequate bonding



DIRECTIONS FOR USE


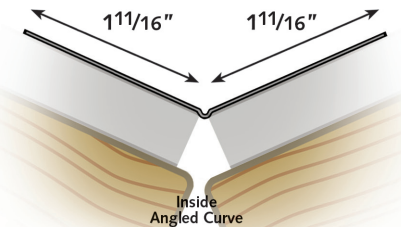
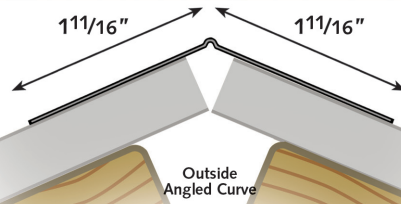
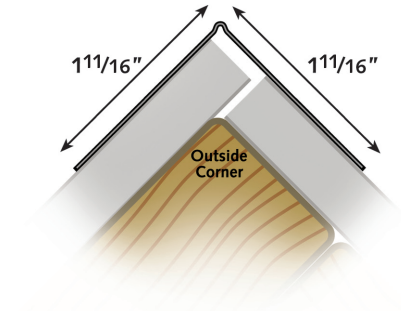
- 1 Measure entire curved application by using ARCH-FLEX as a tape measure. Cut to measured length plus 1 inch.
- 2 Fold ARCH-FLEX in half at center crease. To ensure ARCH-FLEX lays flat on wall, fold less than desired angle for inside corners. For outside corners, fold more than desired angle. For straight-to-curve transitions, remove the tear strip only for the curved area. Leave tear strip intact for the non-curved areas.
- 3 Apply all-purpose compound to corner and install ARCH-FLEX starting from one end pressing firmly into compound. Recut length to fit.
- 4 Wipe down compound and adjust to a smooth curve. Apply second coat immediately and let dry.
- 5 Apply final coat, let dry, and sand.

SPECIFICATIONS

- | | | |
|---|---|--|
| ■ 3 ³ / ₈ " x 25' roll size. | ■ 3 ³ / ₈ " x 50' roll size. | ■ 3 ³ / ₈ " x 100' roll size. |
| ■ Color Code GRAY | ■ Color Code GRAY | ■ Color Code GRAY |
| ■ Item# AF-25
UPC 6-56690-42555-7 | ■ Item# AF-50
UPC 6-56690-12553-2 | ■ Item# AF-100
UPC 6-56690-12553-2 |
| ■ RETAIL PKG
Case Item# AF-25-4
4rls per tray. One tray per case. (4-Pack)
Case weight: 5.5 lbs.
48 cases per pallet. | ■ WHOLESALE PKG
Case Item# AF-50C
12rls per case.
Case weight: 30 lbs.
16 cases per pallet. | ■ WHOLESALE PKG
Case Item# AF-100C
12rls per case.
Case weight: 58 lbs.
16 cases per pallet. |
| ■ RETAIL PKG
Case Item# AF-25-8
4rls per tray. Two trays per case. (8-Pack)
Case weight: 16.4 lbs.
24 cases per pallet. | | |

STORAGE

Store in a dry place protected from moisture.



Check out our website at www.straitflex.com

PHONE: 888-747-0220

STRAIT-FLEX INTERNATIONAL, INC. O'FALLON, MO
PHONE: 888.747.0220 FAX: 636.300.0414
STRAITFLEX.COM

L1120512