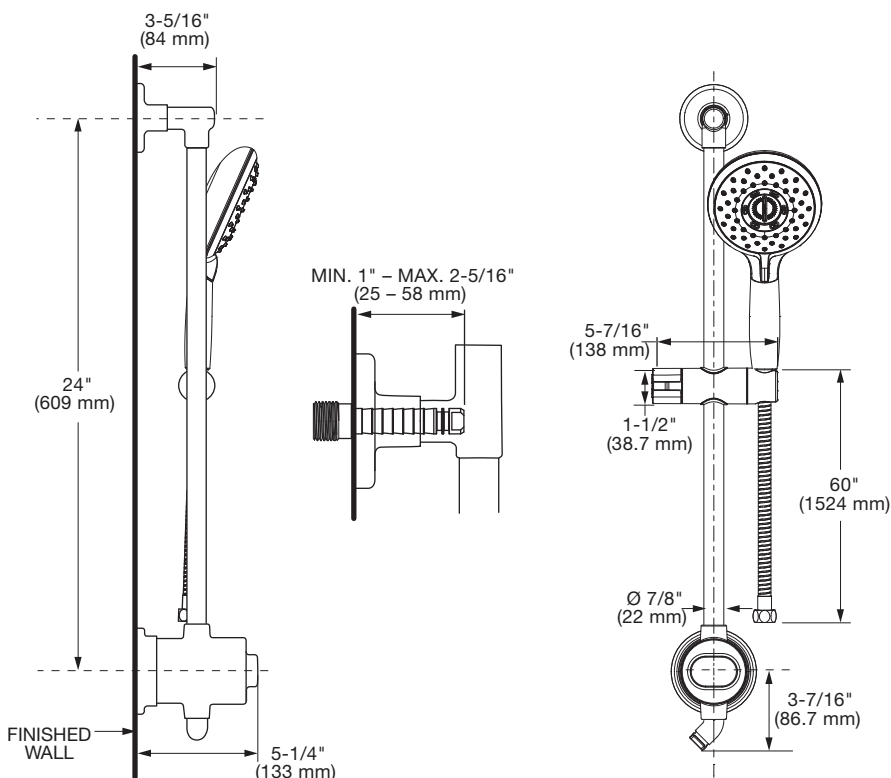


MODEL NUMBER:

□ **9238759 Filter Shower Rail 1.8 version**

Includes:

- Spectra™ 4 Function Hand Shower
- Slide Bar with Easy Glide Holder
- 69" Hose



GENERAL DESCRIPTION:

Complete shower system kit includes:
24" (610 mm) shower system; 60" (1524 mm) shower hose;
a Spectra handheld water saving hand shower. 5" (127 mm)
Hand shower adjusts from Drench to Sensitive to
Powerwash® to Massage. Slide bar features an adjustable
shower holder which can be set at any height or position
along the bar and angle up to 45°. Kit includes two check
valves to prevent backflow.

PRODUCT FEATURES:

Water Saving: WaterSense® certified

Shower Hose: 60" hose is made of durable metal.

HAND SHOWER

Variety of Spray Functions: Allows the user to select
the spray functions best suited to their needs.

SLIDE BAR

Simple Height Adjustment: Allows positioning of the
personal shower anywhere along the bar.

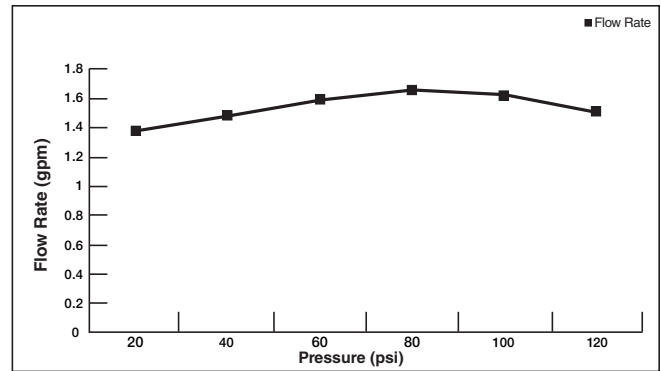
SUGGESTED SPECIFICATION

Shower system shall feature a 69" hose and hand shower. Hand Shower shall be WaterSense certified. Shower system shall have a pressure compensating control device. Kit shall include two check valves to prevent backflow. Fitting shall be American Standard Model # 9238759._____.

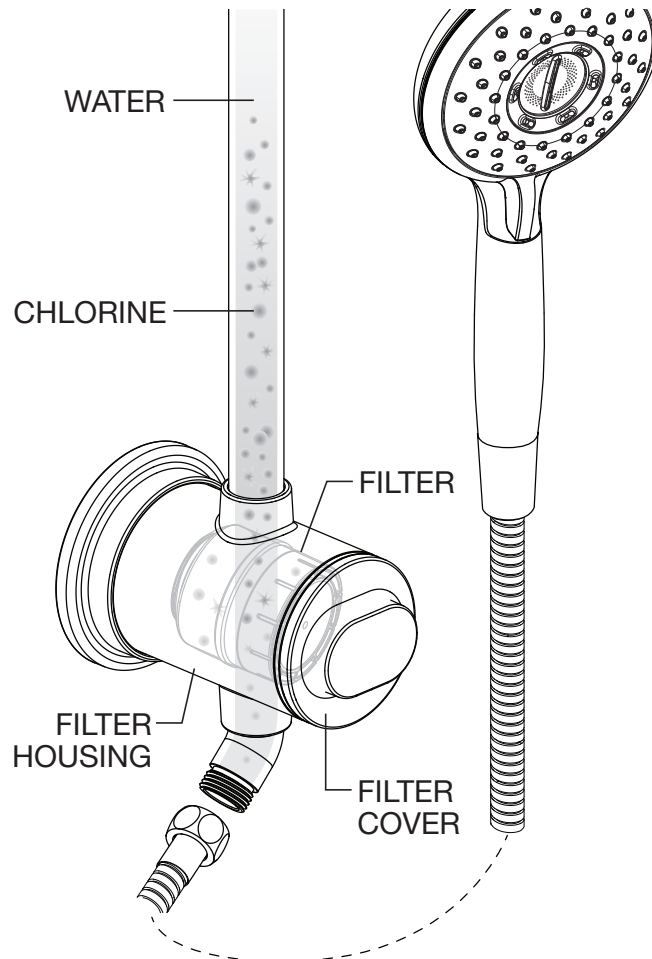
CODES AND STANDARDS

These products meet or exceed the following codes and standards:

ASME A112.18.1
CSA B125.1



Product Number	Description	Finish	
		Polished Chrome	Brushed Nickel
		002	295
9238759	Spectra Versa™ 24" Shower System Kit. Contains Spectra™ hand shower and 60" hose.		



PART OF **LIXIL**