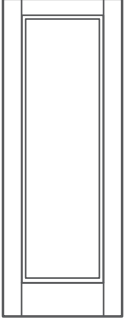


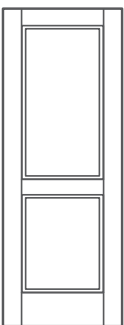
Dimensional Specs

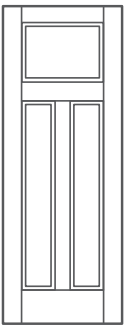


MASONITE

Open to extraordinary.

HERITAGE SERIES		WIDTH	HEIGHT	# OF PANELS	THICKNESS	PANEL WIDTH	OUTER STILES	CENTER MULLION	TOP RAIL	LOCK RAIL	BOTTOM RAIL	STICKING PROFILE	SURFACE
LINCOLN PARK.. (1 PANEL)													
	1'0"	6'8"	one	1-3/8"	5.75	3.12 (1'0")*▲	N/A	4.25 (6'8")	N/A	10.87 (6'8")	C	Smooth	
	12"	7'0"											4.12 (12")
	13"	8'0"											4.62 (13")
	14"	8'0"											5.12 (14")
	1'6"	6'8"	one	1-3/8"	8.5	4.75 (1'6")	N/A	4.25 (6'8")	N/A	10.87 (6'8")	C	Smooth	
	18"	7'0"											5.75 (1'8")
	2'0"	6'8"	one	1-3/8"	14.5	3.75 (1'10")*	N/A	4.25 (6'8")	N/A	10.87 (6'8")	C	Smooth	
2'2"	7'0"	4.75 (2'0")											
2'4"	6'8"	one	1-3/8"	18.5	4.75	N/A	4.25 (6'8")	N/A	10.87 (6'8")	C	Smooth		
2'6"	7'0"											6.25 (7'0")	
2'8"	6'8"	one	1-3/8"	22.5	4.75 (2'8")	N/A	4.25 (6'8")	N/A	10.87 (6'8")	C	Smooth		
2'10"	7'0"											5.75 (2'10")	
3'0"	6'8"	one	1-3/8"	24.5	5.75	N/A	4.25 (6'8")	N/A	10.87 (6'8")	C	Smooth		

HERITAGE SERIES		WIDTH	HEIGHT	# OF PANELS	THICKNESS	PANEL WIDTH	OUTER STILES	CENTER MULLION	TOP RAIL	LOCK RAIL	BOTTOM RAIL	STICKING PROFILE	SURFACE
LOGAN.. (2 PANELS)													
	1'0"	6'8"	two	1-3/8"	6.5	2.75 (1'0")*▲	N/A	4.25 (6'8")	6.75	10.87 (6'8")	C	Smooth	
	12"	7'0"											3.75 (1'2")*
	13"	8'0"											4.25 (1'3")
	14"	8'0"											4.75 (1'4")
	1'6"	6'8"	two	1-3/8"	8.5	4.75 (1'6")	N/A	4.25 (6'8")	6.75	10.87 (6'8")	C	Smooth	
	18"	7'0"											5.75 (1'8")
	2'0"	6'8"	two	1-3/8"	14.5	3.75 (1'10")*	N/A	4.25 (6'8")	6.75	10.87 (6'8")	C	Smooth	
2'2"	7'0"	4.75 (2'0")											
2'4"	6'8"	two	1-3/8"	18.5	4.75	N/A	4.25 (6'8")	6.75	10.87 (6'8")	C	Smooth		
2'6"	7'0"											6.25 (7'0")	
2'8"	6'8"	two	1-3/8"	22.5	4.75 (2'8")	N/A	4.25 (6'8")	6.75	10.87 (6'8")	C	Smooth		
2'10"	7'0"											5.75 (2'10")	
3'0"	6'8"	two	1-3/8"	24.5	5.75	N/A	4.25 (6'8")	6.75	10.87 (6'8")	C	Smooth		

HERITAGE SERIES		WIDTH	HEIGHT	# OF PANELS	THICKNESS	PANEL WIDTH	OUTER STILES	CENTER MULLION	TOP RAIL	LOCK RAIL	BOTTOM RAIL	STICKING PROFILE	SURFACE
WINSLOW.. (3 PANELS)													
	1'0"	6'8"	two	1-3/8"	5.75	3.12 (1'0")*	N/A	4.25 (6'8")	N/A	10.87 (6'8")	C	Smooth	
	12"	7'0"											4.12 (12")
	13"	8'0"											4.62 (13")
	14"	8'0"											5.12 (14")
	1'6"	6'8"	two	1-3/8"	8.5	4.75 (1'6")	N/A	4.25 (6'8")	N/A	10.87 (6'8")	C	Smooth	
	18"	7'0"											5.75 (1'8")
	2'0"	6'8"	three	1-3/8"	14.5	3.75 (1'10")*	N/A	4.25 (6'8")	N/A	10.87 (6'8")	C	Smooth	
2'2"	7'0"	4.75 (2'0")											
2'4"	6'8"	three	1-3/8"	16.5	5.75 (2'2")	N/A	4.25 (6'8")	N/A	10.87 (6'8")	C	Smooth		
2'6"	7'0"											4.75 (2'4")	
2'8"	6'8"	three	1-3/8"	20.5	4.75 (2'8")	N/A	4.25 (6'8")	N/A	10.87 (6'8")	C	Smooth		
2'10"	7'0"											5.75 (2'10")	
3'0"	6'8"	three	1-3/8"	24.5	5.75 (3'0")	N/A	4.25 (6'8")	N/A	10.87 (6'8")	C	Smooth		

* Standard bore machining (2-1/8" diameter) requires a stile no less than **3.6875"** to accommodate a **2-3/8" backset**.

▲ Standard bore machining (2-1/8" diameter) requires a stile no less than **4.0625"** to accommodate a **2-3/4" backset**.