



Revel®

Frameless Pivot Shower Door

K-707510-D3

Features

- Vertical handle complements the contemporary style.
- CleanCoat®+ glass coating creates a hydrophobic barrier that repels water, soap scum, and residue, saving time and protecting shower doors 10 times longer than original CleanCoat. (Based on 2021 internal wear/abrasion testing using a microfiber cloth.)
- Tempered glass ensures enhanced safety and durability.

Technology

- Frameless ¼" (13 mm) frosted tempered glass.
- Self-closing mechanism offers superior performance and security against water leakage.
- Ultra-low threshold creates easy entry and exit to the showering space.
- Maximum width adjustability.

Installation

- Out-of-plumb adjustability simplifies installation.
- Door can be installed to open to the left or right to suit your bathroom layout.
- Pivot shower door.
- Not for use in hospitality.

Included Components

Additional Components:
Hardware kit



Codes/Standards




ANSI Z97.1
CPSC 16CFR 1201

KOHLER® One-Year Limited Warranty

See website for detailed warranty information.

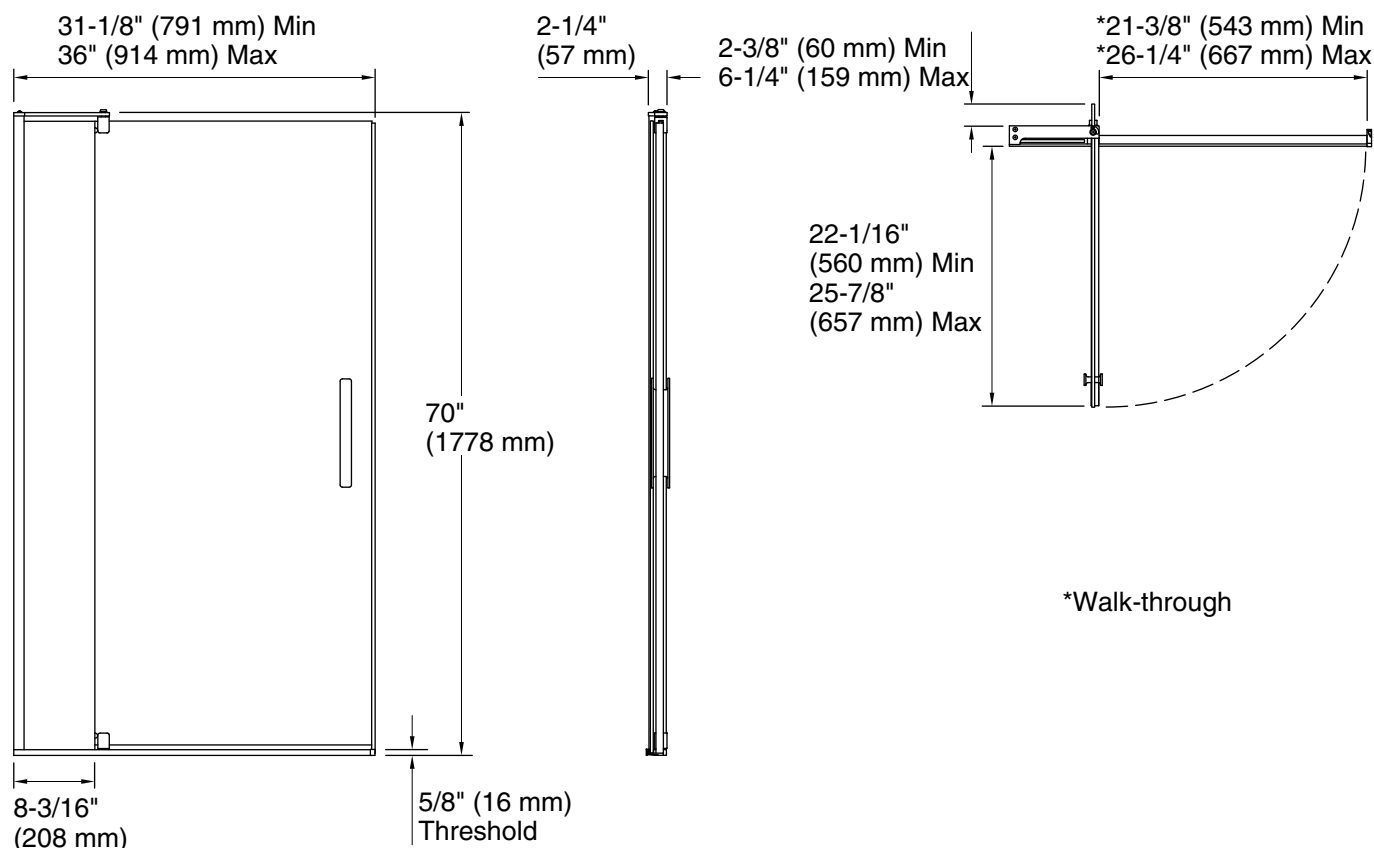
Available Colors/Finishes

Color tiles intended for reference only.

Color	Code	Description
	SHP	Bright Polished Silver
	ABZ	Anodized Dark Bronze
	BNK	Anodized Brushed Nickel

Available Glass Options

Code	Description
D3	Frosted



Technical Information

All product dimensions are nominal.

Installation type:	For shower base installation
Opening Width - Min:	31-1/8" (791 mm)
Opening Width - Max:	36" (914 mm)
Walk-through - Min:	21-3/8" (543 mm)
Walk-through - Max:	26-1/4" (667 mm)
Base-To-Wall Radius - Max:	3/8" (10 mm)
Glass thickness:	1/4" (6 mm)
Glass coating:	CleanCoat®

Notes

Install this product according to the installation guide.

Strike jamb is made of clear plastic and may not cover existing shower door holes.

NOTICE: The vertical opening should be a minimum of 74" (1880 mm) to allow clearance for installation.