

E L E M E N T A L N A T U R A L S

Costa Rei™



Floor and Wall Tile



Costa Rei™

Features

- Emulates look of natural stone
- Smooth surface, square edges and distinctive veining
- Modular for pattern options
- Strong color and shading
- Slip and stain resistant

Field Tile



Pietre Bianca CR80



Sabbia Dorato CR81



Oro Miele CR83



Terra Marrone CR82

Decorative Tile



Pietre Bianca CR80
12" x 20" Interlocking Accent



Sabbia Dorato CR81
12" x 20" Interlocking Accent



Oro Miele CR83
12" x 20" Interlocking Accent



Terra Marrone CR82
12" x 20" Interlocking Accent



Pietre Bianca CR80
3" x 6" Harlequin



Sabbia Dorato CR81
3" x 6" Harlequin



Oro Miele CR83
3" x 6" Harlequin



Terra Marrone CR82
3" x 6" Harlequin



Pietre Bianca CR80
2" x 2" Porcelain Mosaic



Sabbia Dorato CR81
2" x 2" Porcelain Mosaic



Oro Miele CR83
2" x 2" Porcelain Mosaic



Terra Marrone CR82
2" x 2" Porcelain Mosaic



Pietre Bianca CR80
2" x 1" Porcelain Mosaic



Sabbia Dorato CR81
2" x 1" Porcelain Mosaic




Oro Miele CR83
2" x 1" Porcelain Mosaic



Terra Marrone CR82
2" x 1" Porcelain Mosaic


Wall Tile




Pietre Bianca CR80



Sabbia Dorato CR81



Oro Miele CR83



Terra Marrone CR82

Decorative Tile



CR80 Pietre Bianca
2" x 4" Vine Insert*



CR81 Sabbia Dorato
2" x 4" Vine Insert*



CR82 Terra Marrone
2" x 4" Vine Insert*



CR83 Oro Miele
2" x 4" Vine Insert*



CR80 Pietre Bianca
2" x 4" Leaf Insert*



CR81 Sabbia Dorato
2" x 4" Leaf Insert*



CR83 Oro Miele
2" x 4" Leaf Insert*



CR82 Terra Marrone
2" x 4" Leaf Insert*




CR80 Pietre Bianca
2" x 10" Leaf Accent



CR81 Sabbia Dorato
2" x 10" Leaf Accent



CR83 Oro Miele
2" x 10" Leaf Accent



CR82 Terra Marrone
2" x 10" Leaf Accent



CR80 Pietre Bianca
1" x 14" Vine Accent



CR81 Sabbia Dorato
1" x 14" Vine Accent



CR83 Oro Miele
1" x 14" Vine Accent



CR82 Terra Marrone
1" x 14" Vine Accent



CR80 Pietre Bianca
3" x 14" Vine Concave Accent




CR81 Sabbia Dorato
3" x 14" Vine Concave Accent



CR83 Oro Miele
3" x 14" Vine Concave Accent



CR82 Terra Marrone
3" x 14" Vine Concave Accent



CR80 Pietre Bianca
10" x 14" Cut Out Wall Accent*



CR81 Sabbia Dorato
10" x 14" Cut Out Wall Accent*




CR83 Oro Miele
10" x 14" Cut Out Wall Accent*



CR82 Terra Marrone
10" x 14" Cut Out Wall Accent*

SIZES



18" x 18" Floor Field Tile
(17³/₄" x 17³/₄" nominal)
(45.2 cm x 45.2 cm nominal)



12" x 18" Floor Field Tile
(11³/₁₆" x 17³/₄" nominal)
(30.0 cm x 45.2 cm nominal)



12" x 12" Floor Field Tile
(11¹³/₁₆" x 11¹³/₁₆" nominal)
(30.0 cm x 30.0 cm nominal)




10" x 14" Wall Field Tile
(9²⁷/₃₂" x 13³¹/₃₂" nominal)
(25.0 cm x 35.5 cm nominal)



6" x 6" Wall Field Tile
(6" x 6" nominal)
(15.2 cm x 15.2 cm nominal)



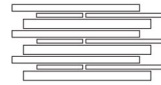
10" x 14" Wall Accent*
(9²⁷/₃₂" x 13³¹/₃₂" nominal)
(25.0 cm x 35.5 cm nominal)



2" x 2" Dot mounted Mosaic
on 1" x 2" sq. ft. sheets
(2" x 2" nominal)
(5.1 cm x 5.1 cm nominal)



2" x 1" Mosaic Tile
(2" x 1" nominal)
(5.1 cm x 2.5 cm nominal)
dot-mounted in 1' x 2' sheet



12" x 20" Interlocking Accent
(12¹/₈" x 19¹/₂" nominal)
(30.8 cm x 49.5 cm nominal)



3" x 6" Harlequin*
(10⁷/₈" x 11" nominal)
(27.62 cm x 27.94 cm nominal)
Mesh-mounted, 16 pieces per sheet



3" x 14" Vine Concave Accent
(2¹⁵/₁₆" x 13⁷/₈" nominal)
(7.5 cm x 35.2 cm nominal)



2" x 10" Leaf Accent Strip
(1¹⁵/₁₆" x 9⁷/₈" nominal)
(4.9 cm x 25.1 cm nominal)



1" x 14" Vine Accent Strip
(1¹/₈" x 14⁷/₈" nominal)
(2.9 cm x 37.8 cm nominal)



2" x 4" Vine Insert*
(1¹⁵/₁₆" x 3⁷/₈" nominal)
(4.9 cm x 9.8 cm nominal)



2" x 4" Leaf Insert*
(1¹⁵/₁₆" x 3¹³/₁₆" nominal)
(4.9 cm x 9.7 cm nominal)

* 2" x 4" Inserts coordinate with 10" x 14"

Cutout Accents, which are sold without inserts.

TRIM

Bullnose
3" x 12"
P43C9



Bullnose
3" x 10"
S4310



Bullnose
Outcorner
3" x 3"
SN4310



Surface
Bullnose
2" x 6"
S4269



Surface
Bullnose
Corner
2" x 2"
SN4269



Bullnose
2" x 2"
S886



Bullnose
Corner
2" x 2"
SC886



Radius
Bullnose
2" x 6"
A4200



Radius
Bullnose
Corner
2" x 2"
AN4200



Cove
Base
6" x 12"
S36C9TB



Cove
Corner
1" x 6"
SC36C9TB



Quarter
1" x 10"
A110



Quarter
1" x 6"
A106



Quarter
Round
1" x 1"
UC106



Counter
2" x 6"
26CRWL



Counter Rail
2" x 2"
CRCN



Shade Variation: Random

Tile Thickness: 3/8" Recommended grout joint: 3/16"

B
A
C
K
S
P
L
A
S
H
I
D
E
A
S

Pietre Bianca CR80
12" x 20" Interlocking Accent



Sabbia Dorato CR81
3" x 6" Harlequin



Oro Miele CR83
2" x 2" Mosaic



Information

Applications

	Residential	Light Commercial	Commercial
Floors†	X*	X	X
Walls	X	X	X
Countertops	X	X	X
Backsplashes	X	X	X

† Water, oil, grease etc. create slippery conditions. Floor applications with exposure to these conditions require extra caution in product selection. For additional information, refer to "Factors to Consider" at www.americanolean.com/ResidentialFactors

* 6" x 6" and 10" x 14" suitable for residential bathroom floors only.

- Field tile and accents are suitable for exterior walls and pool linings in non-freezing climates only when proper installation methods are followed.
- Porcelain mosaics are suitable for exterior walls and pool linings in freezing and non-freezing climates when proper installation methods are followed
- 3" x 6" Harlequin is cut from Floor tile and will have the same characteristics as the Floor field tile.

Price Structure

Premium

Preferred

Stylish and elegant looks. Each tile is created through traditional firing processes and glaze techniques.

Premium

Sophisticated visuals and detailed surfacing. A process of multiple glazes results in an attractive, cultured surface.

Premier

Inherent visual color and depth. A complex process of design brings out the rich, more upscale texture and look of elegant porcelain as well as a variety of other tiles.

Prestige

Natural characteristics and realistic attributes. Captures the inherent beauty of natural stone. Highly complex design techniques are also applied to rich porcelains, unique glasses and other materials to create surfaces with distinctive physical and natural qualities.

Performance characteristics

	C.O.F.		Moisture Absorption	Breaking Strength	MOH's	Chemical Resistance	Abrasion Resistance
	Wet	Dry					
Floor	≥0.60	≥0.70	<3%	>250 lbs.	8.0	Resistant	CR80, CR81=4 CR82, CR83=3
Wall	≥0.50	≥0.80	<20.0%	100-230 lbs.	4.0-6.5	Resistant	4
Mosaic	≥0.60	≥0.70	0.07-.5%	>250 lbs.	8.0	Resistant	CR80, CR81=4 CR82, CR83=3


Abrasion Resistance Application Classifications ISO 10545-7

1 Light Residential 2 Heavy Residential 3 Light Commercial 4 Heavy Commercial



This tile meets or exceeds ANSI A137.1 standards

Patterns




Brick

45 pcs. per 100 s/f
18" x 18" 100%

OR

100 pcs. per 100 s/f
12" x 12" 100%

* Dark lines indicate repeat




Hopscotch


31 pcs. per 100 s/f
18" x 18" 69%

31 pcs per 100 s/f
12" x 12" 31%

24 pcs per 100 s/f
6-1/2" x 6-1/2" 7%



Grid with Decorative Border



Grid with Diamond Border

Cleaning Procedures

- Remove loose dust and dirt with a damp cloth or a sponge
- Use a neutral, non-abrasive cleaner suitable for ceramic tile
- Remove cleaning solution with a clean, damp sponge or mop

Special Notes

Since there is shade variation in all fired ceramic products, the tile and trim supplied for your particular installation may not match these samples. Final selection should be made from actual tiles and trim and not from tile and trim samples or color reproductions.