



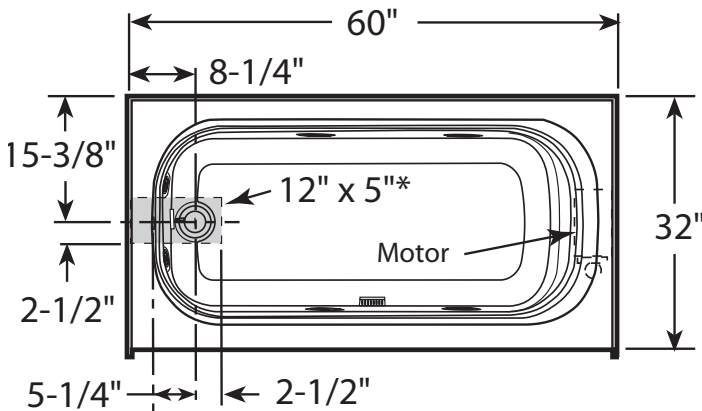
Luxura™ 5 Whirlpool Bath with Integral Skirt

- N600 Luxura™ 5 Whirlpool Bath with Integral Skirt Left Hand
- N605 Luxura™ 5 Whirlpool Bath with Integral Skirt Right Hand

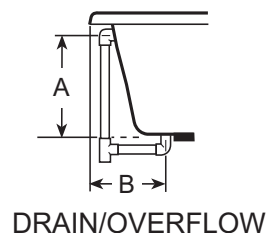
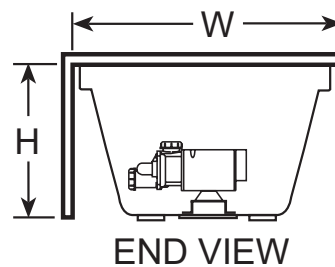
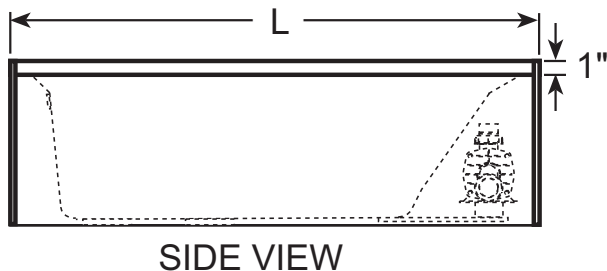
Luxura™ 5 Bath with Integral Skirt

- N606 Luxura™ 5 Bath with Integral Skirt Right Hand
- N601 Luxura™ 5 Bath with Integral Skirt Left Hand

- Right and Left Hand Drain Location
- Accessories / Hardware:
 - Trip-Lever Drain Kit #X559
 - Rotary Drain Kit, 26" Cable #8730
 - TheraPro Jet Trim Kit: #GU44
 - AccuPro Jet Trim Kit: #GU45
- Trim Kit Finishes Available:
 - (827) – Chrome
 - (826) – Brushed Nickel
 - (845) – Oil Rubbed Bronze



Product Shown: Luxura™ 5 Whirlpool Bath with Integral Skirt Left Hand Model: N600
 * Measurements inside unit represent cutout in floor to allow for drain/overflow.



INSTALLATION NOTES

Refer to installation instructions included with fixture before beginning installation. Please confirm product availability and specifications before commencing with any installation work.

PRODUCT SPECIFICATIONS AND AVAILABILITY ARE SUBJECT TO CHANGE WITHOUT NOTICE.

Technical Specifications

DIMENSIONS

60" L x 32" W x 20-1/4" H
 (1524 mm) L x (813 mm) W x (514 mm) H

DRAIN/OVERFLOW

A: 15-1/4" (387 mm) B: 8-1/4" (210 mm)

CUTOUT

Not Applicable

TOTAL WEIGHT

N600, N605: 700 lb (318 kg) / 53 lb/sq. ft. (259 kg/m²)
 N601, N606: 675 lb (306 kg) / 51 lb/sq. ft. (247 kg/m²)

OPERATING GALLONAGE

N601, N605: 42 U.S. Gal. (159 Liters)
 N601, N605: Max. 50 U.S. Gal. (189 Liters)

PRODUCT WEIGHT

N600, N605: 100 lb (45 kg)
 N601, N606: 75 lb (34 kg)

SKIRT MOUNTING

Integral

ELECTRICAL SPECIFICATIONS MODELS N600, N605 ONLY

Requires a dedicated GFCI protected separate circuit.

Motor/Pump: 120 VAC, 15 AMP, 60 Hz.

RapidHeat™: 120 VAC, 15 AMP, 60 Hz.

HEATER (OPTIONAL) MODELS N600, N605 ONLY

Requires a dedicated GFCI protected separate circuit.

RapidHeat™: P/N S750000