



Features:

- Cast brass valve
- Controls On/Off and Volume functions for a single shower component in a shower system
- 1/2" and 3/4" NPT available
- Available in Cross or Lever Handle

Pictured: 845/020 Wall Valve with Cross Handle

Kit Options	Handle Type	Product Number
1/2" Wall Valve	Cross	845/020
1/2" Wall Valve	Lever	845/820
3/4" Wall Valve	Cross	845/022
3/4" Wall Valve	Lever	845/822



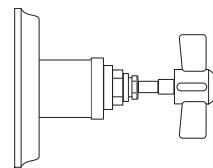
Rough & Trim Options	Handle Type	Product Number
Trim Only	Cross	845/720
Trim Only	Lever	845/722
Rough Only - 1/2" Wall Valve	Cross	865/001/191
Rough Only - 3/4" Wall Valve	Cross	865/101/191



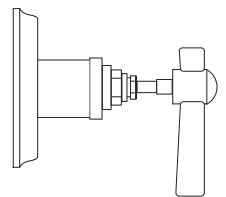
Extension Kits	Product Number
Stem Extension Kit	H960764.191
Stem Extension Kit Cover	H960202

Available Finishes:	Finish Code
Polished Chrome	100
Old Bronze	105
Brushed Nickel	144
Platinum Nickel	150
Antique Nickel	444

Handle Options:



Cross



Lever

ROUGH-IN DIAGRAM SHOWN ON REVERSE SIDE

CODES & STANDARDS

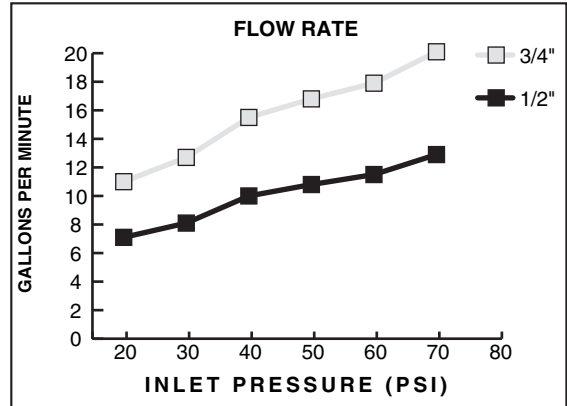
These products meet and exceed the following codes and standards:

ASME A112.18.1

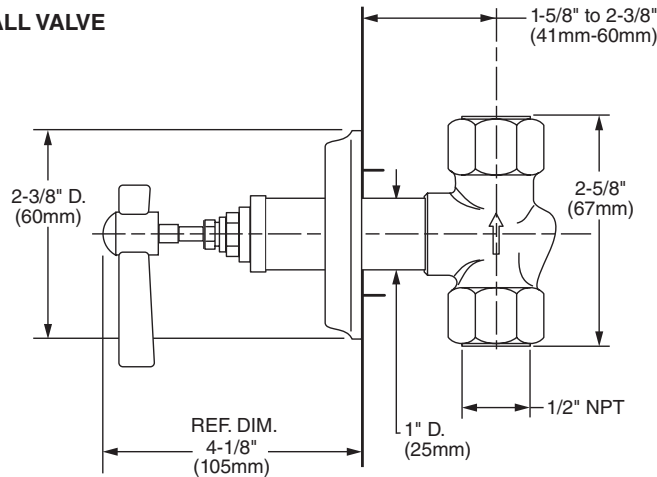
CSA B125



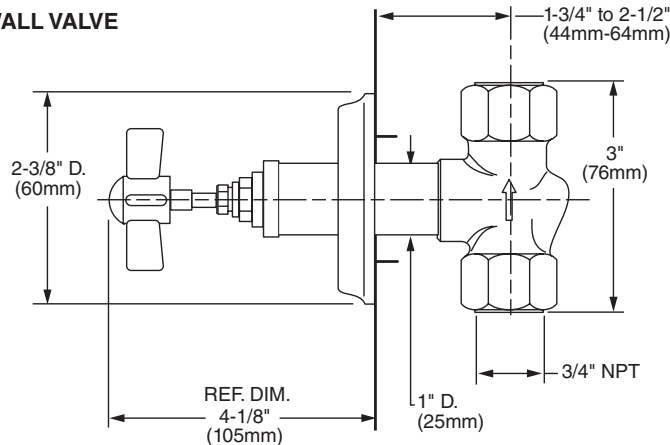
Meets the American Disabilities Act Guidelines and **ANSI A117.1** Requirements for the physically challenged.



1/2" WALL VALVE



3/4" WALL VALVE



IMPORTANT: These measurements are subject to change or cancellation. No responsibility is assumed for use of superseded or voided pages.